

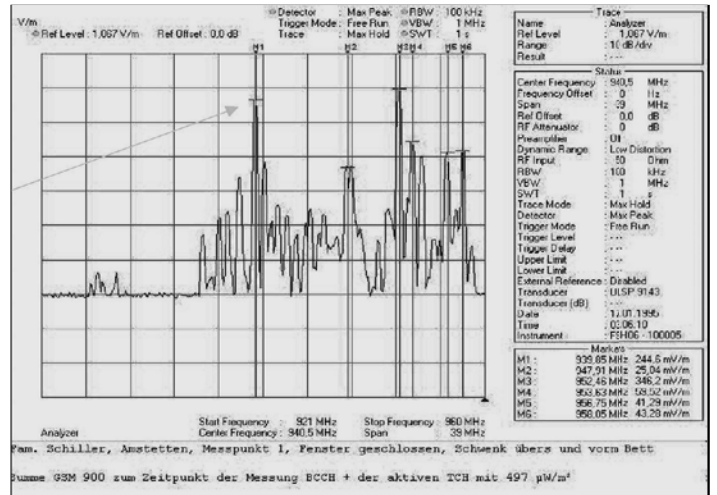
EMR-Shielding of a loft, attic flat / Amstetten, Austria

Shielding of a loft in Austria with shielding paint HSF54. Scope of project: Shielding against microwave radiation from a nearby cell phone tower and against low-frequency fields from electrical installation. Project carried out by Grabmann Co., Austria, <http://www.elektrosmog-messung.at>

1) Cell phone tower on a house nearby.



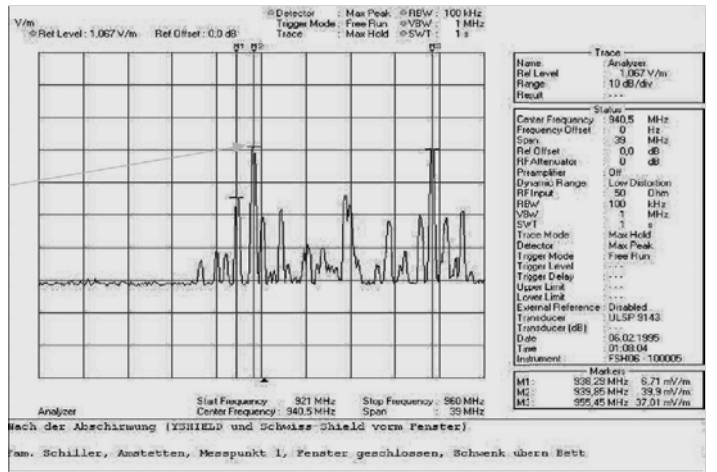
2) Before HF-shielding: 158.7 $\mu\text{W}/\text{m}^2$.



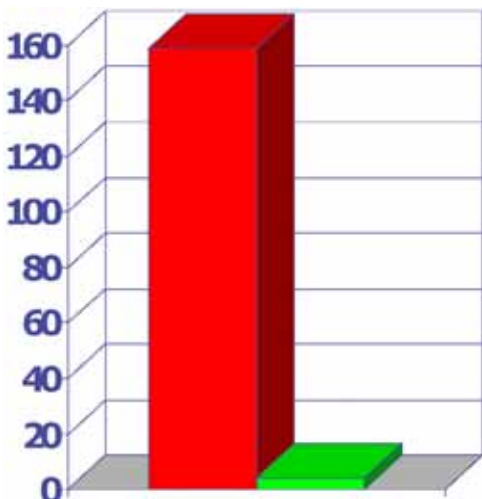
3) Application of HF shielding paint.



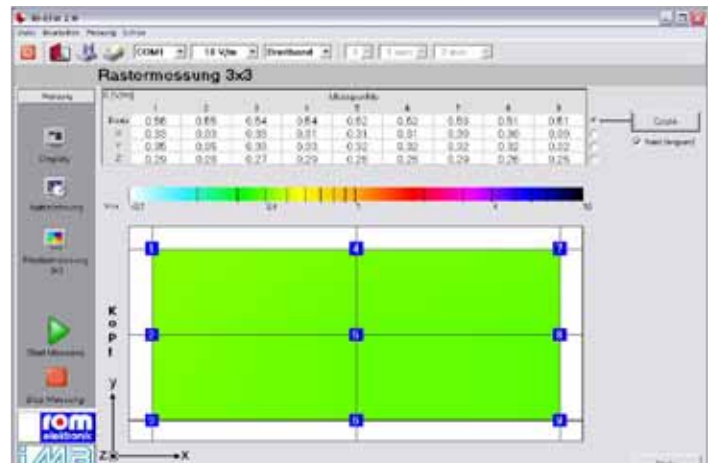
4) After HF shielding: 4.2 $\mu\text{W}/\text{m}^2$.



5) Shielding effectiveness ($\mu\text{W}/\text{m}^2$).



6) Graph shows: perfect shielding against LF-electric fields.



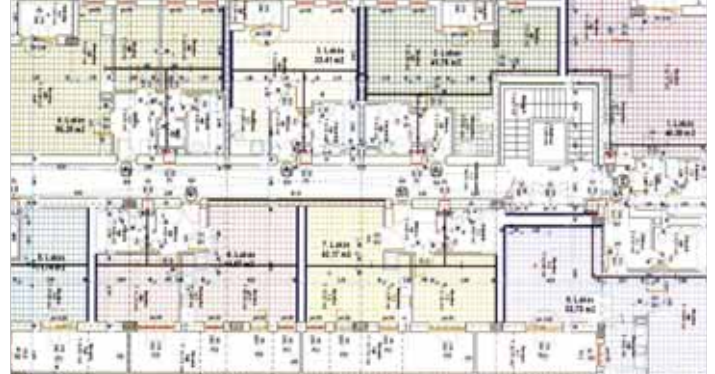
Shielding of condominiums, block of flats / Budapest, Hungary

Shielding of condominiums / owner-occupied flats in Hungary with shielding paints NSF34 / HSF54. Scope of project: Shielding of low-frequency AC electric fields for all household electrical installation / wiring; as an option shielding of high-frequency electric radiation was also offered. Project was carried out by Quadrat Kft company, Hungary.

1) View of typical apartment building.



2) Plan of individual apartments.




3) Shielding of a power distribution room, adjacent to a childrens bedroom.



4) Shielding of all household installation / wiring.



5) Finished apartment, grounding in bottom left.



EMR-Shielding of a ground floor apartment / Vienna, Austria

Shielding of a ground floor apartment in Austria with shielding paint HSF54. Scope of project: Shielding against a combined GSM / UMTS cell phone tower on the neighboring house. Project carried out by customer.

1) The cell phone tower on neighboring house.



2) Painting of the living room in progress.



3) Different view.



4) They used shielding paint HSF54.



5) The room gets painted white again.



6) Radiation levels / power flux density: Before shielding: $789 \mu\text{W}/\text{m}^2$; After shielding: $0.47 \mu\text{W}/\text{m}^2$



EMR-Shielding of an apartment / Amsterdam, The Netherlands

Shielding of an apartment at the Amsterdam airport in the Netherlands with shielding paint HSF54. Scope of project: Shielding against microwave radiation from a cell phone tower. Project carried out by customer.

1) Cell phone tower on a house nearby.



2) Application of HF shielding paint.



3) Painting of the ceiling in progress.



4) Radiation levels / power flux density: Before shielding: $150 \mu\text{W}/\text{m}^2$; After shielding: $0.08 \mu\text{W}/\text{m}^2$



Testimonial

"The first day I moved into my apartment, I found that I could not sleep. I woke up at 3:00 and 4:00 am. I realized there might be something wrong with my apartment. When I checked around my apartment, I found out there is a cell phone tower just 50 meters away. I checked on the internet and found YSHIELD paint. The professional assistance they provided gave me the confidence to try their product. They provided the radio frequency meter to measure the difference before and after applying the paint. The result is amazing. The reading of the radiation decreased from $150 \mu\text{W}/\text{m}^2$ ($= 0.15 \text{ mW}/\text{m}^2$, see left picture) to $0.08 \mu\text{W}/\text{m}^2$. Now I can sleep very well. Thanks to the YSHIELD product"

C. L., electronics engineer, The Netherlands / Taiwan

EMR-Shielding of a duplex, semi-detached house / Dorfen, Germany

Shielding of a semi-detached house in Germany with shielding paint HSF54. Scope of project: Shielding against a combined GSM / UMTS mobile phone tower, which was erected 100 meters from the family home. Project carried out by customer.

1) Painting with EMR Shielding paint.



2) "The paint is easy to handle" ...



3) ... says the homeowner, a professional painter.



4) The duplex is shielded.



5) The family home is white again.



6) Radiation levels / power flux density:
 2648 $\mu\text{W}/\text{m}^2$ - Before shielding - 650 $\mu\text{W}/\text{m}^2$
 10.2 $\mu\text{W}/\text{m}^2$ - After shielding - 4.43 $\mu\text{W}/\text{m}^2$



EMR-Shielding of a family home / Bruck a.d. Mur, Austria

Shielding of a family home in Austria with shielding paint HSF53. Scope of project: Shielding against microwave radiation from a cell phone tower. Project carried out by customer.

1) Application of shielding paint.



2) Shielding paint applied on both sides.



3) Grounding of the shielding paint.



4) Application of the top coat.



6) Perfectly white again.



6) Point of measurement marked; power flux density in $\mu\text{W}/\text{m}^2$; before shielding: after shielding:



EMR-Shielding of BAUFRITZ - houses / Erkheim, Germany

YSHIELD EMR protection has partnered with the BAUFRITZ company in Bavaria for the development of EMR protection paints which are based on renewable resources. YSHIELD R&D developed a unique shielding paint using only natural binding agents. HSF71 "BAUFRITZ" shielding paint is currently used in BAUFRITZ houses with cell towers in the vicinity, to provide maximum protection for homeowners even in areas with high microwave exposure levels. See www.baufritz.de and www.baufritz.co.uk.

**Salzburg Federal Clinics (SALK), Medical Research / Salzburg, Austria**

YSHIELD shielding paints were used in a medical research project carried out at the SALZBURG Federal Clinics (SALK) in Austria. YSHIELD's HSF54 shielding paint was used in this project for the shielding of a predefined area, to make sure that all research subjects were exposed to equal levels of microwave radiation (from a nearby cellphone tower) during the testing periods.

The interdisciplinary research projects was performed by Univ.-Prof. Dr. Gerhard W. Hacker and his team, IGGMB - Research Institute for Frontier Questions of Medicine and Biotechnology, Salzburg Federal Clinics, www.med-grenzfragen.at

